



Q12 What was your annual salary/income (before taxes) in the first job you held after graduating from Wayland? This information will be used for statistical purposes only.

Answered: 67 Skipped: 3

	11.94%	8
	11.94%	8
	10.45%	7
	23.88%	16
	20.90%	14
	11.94%	8
	8.96%	6
	0.00%	0
TOTAL		67

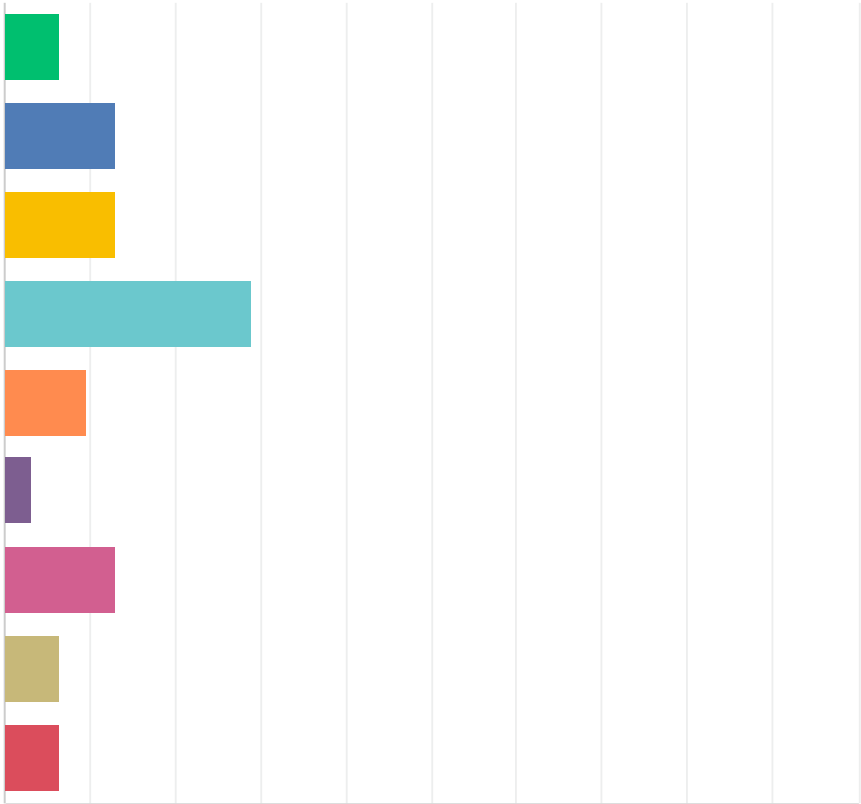


Q14 Do you still have this same job? If you have been promoted, mark "no."

	49.25%	33
	50.75%	34

# Q15 Which best describes your current job (including formal education)?

Answered: 31 Skipped: 39



Continued Formal Education (graduate/professional school)	6.45%	2
For-profit	12.90%	4
Non-profit (religious, arts, social assistance, etc.)	12.90%	4
Government (non-military)	29.03%	9
Military	9.68%	3
Health Care	3.23%	1
Education	12.90%	4
Unemployed	6.45%	2
Other	6.45%	2
<b>TOTAL</b>		<b>31</b>

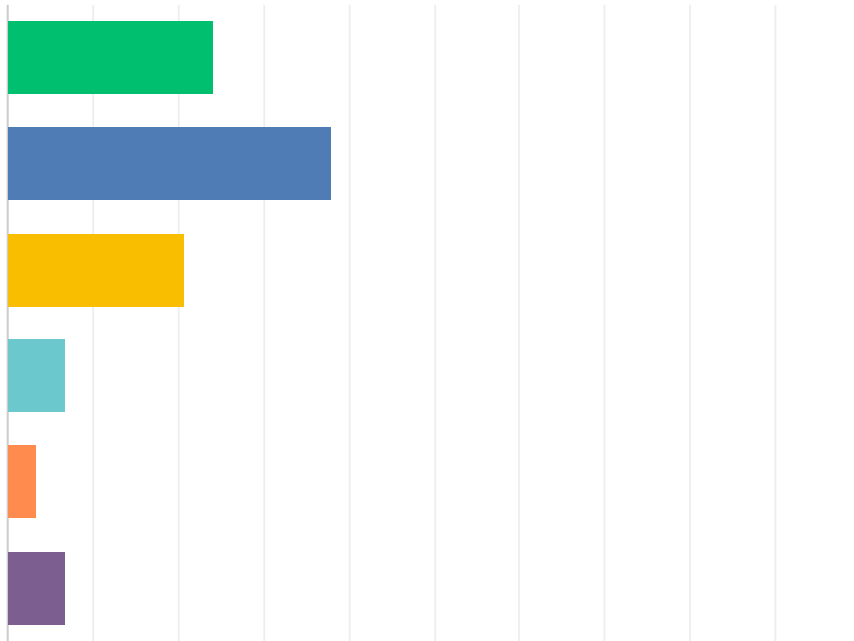
Q16 What was your annual salary/income (before taxes) in your current job? This information will be used for statistical purposes only.

Answered: 31 Skipped: 39

	9.68%	3
	6.45%	2
	6.45%	2
	38.71%	12
	12.90%	4
	9.68%	3
	16.13%	5
	0.00%	0
TOTAL		31

# Q17 My current job is directly related to my academic major.

Answered: 29 Skipped: 41



Strongly Agree	24.14%	7
Agree	37.93%	11
Neither Agree nor Disagree	20.69%	6
Disagree	6.90%	2
Strongly Disagree	3.45%	1
Not Applicable	6.90%	2
<b>TOTAL</b>		<b>29</b>

# Q18 Wayland prepared me for my current employment.

Answered: 29 Skipped: 41

	24.14%	7
	55.17%	16
	10.34%	3
	6.90%	2
	0.00%	0
	3.45%	1
TOTA		








# Q23 Did you graduate?

Answered: 12 Skipped: 58



Yes	16.67%	2
No	0.00%	0
TOTAL	83.33%	10
		12

